



ISSN (Print) : 2320 – 3765

ISSN (Online): 2278 – 8875

International Journal of Advanced Research in Electrical, Electronics and Instrumentation Engineering

(A High Impact Factor, Monthly, Peer Reviewed Journal)

Website: www.ijareeie.com

Vol. 7, Issue 12, December 2018

Analysis of Different Technology Escalations in Research Groups

Swathi P

Lecturer, Department of Computer Science, Sreechaitanya Degree College, Telangana, India

ABSTRACT: Technologies, algorithms, applications, and configurations are significant aspects of the information created and reused in the research measure. Normally, innovation is required to start with regards to an exploration territory and afterward spread and add to a few different fields. For instance, Semantic Web technologies have been effectively embraced by an assortment of fields, e.g., Information Retrieval, Human-Computer Interaction, Biology, and numerous others. Lamentably, the spreading of technologies over research regions might be a moderate and wasteful cycle, since it is simple for scientists to be ignorant of possibly significant arrangements created by other exploration networks. In this paper, we theorize that it is conceivable to learn average innovation, spread examples from recorded information, and misuse it.

1. To envision where innovation might be received next.
2. To caution significant partners about rising and important technologies in different fields.

To do as such, we propose the Innovation Topic Framework, a novel methodology that utilizes a semantically upgraded innovation theme model to estimate the proliferation of technologies to investigate territories.

KEYWORDS: Web, Technology, Scholarly Data, Semantic

I. INTRODUCTION

Regardless of how historical, each new bit of examination receives past information and reuses instruments and philosophies from an earlier time. As Isaac Newton accentuated, scientists remain "on the shoulders of monsters": we continually reuse thoughts, strategies, and materials. Today, as the number of papers and the accessible, logical information is developing quickly, it is getting progressively harder to monitor all the pertinent information. What's more, the approaches that could encourage an examination activity, trigger an exploration thought, or sparkle cooperation between specialists from various fields. The vision basic the work introduced here is how scientists are helped by programming fit for applying data-driven strategies to machine-discernible depictions of research information. The point is to extend the applied skyline of scientists and consolidate human imagination with computers' information mining capacity. The Semantic Web people group has as of now begun to work toward this path, by encouraging the Semantic Distributing worldview [1], making bibliographic storehouses in the Connected Data Cloud [2], creating information bases of natural information [2], formalizing research work processes, actualizing frameworks for overseeing nano distributions and micro publications, sorting out pertinent workshops (e.g., Linked Science and SemSci at ISWC, Scientometrics, and Republica at ESWC, SAVE-SD at WWW) and difficulties (e.g., the ESWC Semantic Publishing Challenge), and making an assortment of ontologies to depict insightful information, e.g., SWRC, BIBO, Bido, FABIO. For example, technologies, arrangements, and applications are a significant aspect of the knowledge created and reused in the examination cycle. Ordinarily, an innovation will initially show up in a specific exploration network and will, at that point, spread and contribute to an assortment of other examination regions[3]. For instance, Semantic Web technologies (e.g., RDF, OWL) was first made by



International Journal of Advanced Research in Electrical, Electronics and Instrumentation Engineering

(A High Impact Factor, Monthly, Peer Reviewed Journal)

Website: www.ijareeie.com

Vol. 7, Issue 12, December 2018

research networks in the field of Artificial Intelligence, Knowledge Base Systems, Formal Ontology, and others; in this way, they added to an assortment of other exploration regions, e.g., Information Retrieval, Human-Computer Interaction, Biology, and numerous others. It is anyway not entirely obvious an intriguing bit of knowledge from an alternate field[3].

In this way, the exchange of innovation from a one exploration region (e.g., Semantic Web) to an extraordinary and conceivably theoretically removed another zone (e.g., Digital Humanities) may take quite a long while, conceivably easing back down the research measure. We subsequently need to grow new strategies to encourage this cycle, furthermore, conceivably anticipate the spreading of technologies across research fields. Tragically, standard innovation dispersion and gauging models [4] can't handle this issue, since they are intended to evaluate technologies' overall capability related to a decent number of records. We conjecture that technologies that show comparative spreading designs over different examination points will, in general, be received by comparative points. Following this instinct, we present the Technology-Topic Framework (TTF). This novel methodology utilizes a semantically upgraded innovation theme model to foresee the technologies received by an examination field[5]. TTF describes technologies as far as many themes drawn from an enormous scope philosophy of examination zones over a given period. What's more, applies AI on this information to conjecture innovation spreading. We will likely propose promising technologies to researchers in a field, assisting with quickening the knowledge stream and the movement of innovation propagation.

The primary commitments of this paper are:

1. The Technology- Subject Framework defines and uses a novel way to deal with describe and conjecture technology propagation.
2. A dataset partner technology to explore themes all through time, which can be utilized to perform a further examination of technologies in the fields of Semantic Web and Artificial Intelligence.

II. TECHNOLOGY-TOPIC FRAMEWORK

Figure 1 shows the design of the Technology-Topic Structure (TTF). It takes as information a dataset of examination papers, a rundown of technologies, and an examination subject philosophy. At that point, it describes technologies as per their propagation through research themes and uses this portrayal to conjecture what's to come propagation of novel technologies[6].

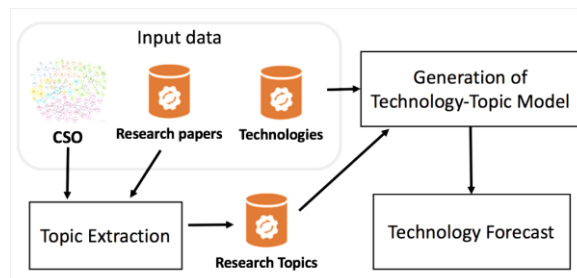


Fig 1: The Technology Topic Framework Architecture

A technology can spread to a subject because of occasions that can't be foreseen by the knowledge of past spreading designs. To be sure, the selection of technology in another research theme can be cultivated by the production of multidisciplinary workshops, by a logical joint effort, by incorporating the technology in a business application, by the instinct of a scientist, and by numerous different occasions[7]. TTF's objective is subsequently to zero in on



ISSN (Print) : 2320 – 3765
ISSN (Online): 2278 – 8875

International Journal of Advanced Research in Electrical, Electronics and Instrumentation Engineering

(A High Impact Factor, Monthly, Peer Reviewed Journal)

Website: www.ijareeie.com

Vol. 7, Issue 12, December 2018

technology propagation occasions that follow to some degree recently watched examples and estimate them with sufficiently high accuracy for dependably recommending new technologies to specialists.

III. INPUT KNOWLEDGE BASES

The Technology-Topic Framework (TTF) takes as info three knowledge bases:

1. A dataset of examination papers, depicted by methods for their titles, digests, and watchwords;
2. Rundown of info technologies, related to the pertinent distributions in the exploration paper dataset.
3. Philosophy of exploration regions, portraying points, and their connections.

In the accompanying, we will examine the particular knowledge bases received to investigate 1,118 technologies in the Semantic Web, and Artificial Intelligence introduced in this paper.

Dataset:

We utilized a dump of the Scopus database in the 1990-2018 periods, containing around 16 million papers, essentially in Computer Science. Scopus is a huge and high-caliber database of companion checked on writing. Each paper is depicted by title, unique, and a lot of catchphrases. Comparatively accessible datasets that contain titles and digests of insightful distributions are Microsoft Academic Graph, Core, OpenAIRE, and CiteSeerX.

Topic ontology

Subject ontology. As a kind of perspective subject ontology, we utilized the Computer Science Ontology (CSO), made to speak to subjects in the Rexplore framework, which is as of now being tested by Springer Nature to arrange procedures in the field of Computer Science, for example, the unique LNCS arrangement. CSO was made by applying the Klink-2 calculation to our Scopus-inferred dataset's 16 million distributions [8]. The Klink-2 calculation consolidates semantic technologies, AI, and knowledge from outside sources to naturally produce a completely populated ontology of exploration regions, which utilizes the Klink information model.

IV. GENERATION OF TECHNOLOGY-TOPIC MATRICES

This stage aims to work for every year a lattice that describes technologies as far as their number of distributions in various examination points. To this end, we first guide each paper related to, in any event, one technology to a lot of themes. The exemplary method to do so is to embrace watchwords as an intermediary for research subjects or apply a probabilistic point model. Nonetheless, as broadly discussed in past works, these arrangements disregard the rich organization of semantic connections between research subjects. They are frequently incapable of recognizing research regions from different terms that might be utilized to comment on distributions. Our strategy for extricating these examples emphasizes over years also, technologies, and checks the number of distributions related to the most well-known spreading designs[9]. Regardless of whether this method finds the most well-known arrangements of technology spreading designs, with no supposition on the causality of the propagation joins, it permits us to recognize significant and intriguing designs[10]. For instance, the examples connecting artificial intelligence also, information retrieval to the fields of clinical imaging and bioinformatics show the assortment of technologies that were embraced by these fields after some time, for example, Support Vector Machine, Neural Organizations, Finite-state Machine, Gesture Recognition applications, MapReduce, etc. Some different examples feature how an assortment of methods originally embraced for picture investigation (e.g., AdaBoost, Boltzman machine, Conditional Random Fields, Neural Networks, Non-Negative Matrix Factorisation) were then utilized additionally for discourse acknowledgment (and the other way around).



International Journal of Advanced Research in Electrical, Electronics and Instrumentation Engineering

(A High Impact Factor, Monthly, Peer Reviewed Journal)

Website: www.ijareeie.com

Vol. 7, Issue 12, December 2018

V. EXPERIMENTAL SETUP

We chose as preparing set models in the 1990-2004 period and as test set models in the 2005-2010 period. We picked these spans as they permitted us to name the test set models utilizing a *lookforward* window of five years (2010-2018). We set the *propagation_threshold* edge to 5 and *lookback* to 2 a long time. Since we needed zero in on foreseeing moderately new technologies, we thought about just models regarding technologies that existed for close to 5 years. Technology has two or fewer distributions in a subject[11]. We recreated a practical circumstance by accepting 2005 as the current year and not utilizing any information progressively to name the models in the preparing set. We chose the 173 points which were related to, at any rate, 30 positive models in both the preparation and the test sets in the period under investigation and prepared a classifier for every one of them. Every theme classifier was prepared on normal on $5,136 \pm 240$ models (for an aggregate of 888,633 models) and was assessed on 679 ± 90 models (for an aggregate of 117,516 models).

As examined already, it is preposterous to expect to apply to this errand the standard models for gauging technology's capability. Along these lines, we tried six AI algorithms on the technology-theme model that describe the propagation designs: Strategic Regression, Random Forest, Decision Tree, Support Vector Machine, Neural Network, and Gradient Boosting. We estimated the presentation of the classifiers by registering exactness, review, and F1 score. The general presentation over several subjects was dictated by registering the miniature normal of these measurements[12]. The noteworthiness of the outcomes on the accuracy and review of the fundamental factors was surveyed by utilizing the chi-square test for tables of cross-arranged recurrence information $r \times c$ or, when more proper, the McNamara's test for corresponded extents.

VI. RESULTS

Figure 2 shows the exactness and review of the six algorithms on the principal n subjects, requested by the number of positive names in the test set. The classifiers perform better on the points related to a higher number of technology propagation occasions, so the presentation declines with the number of subjects.

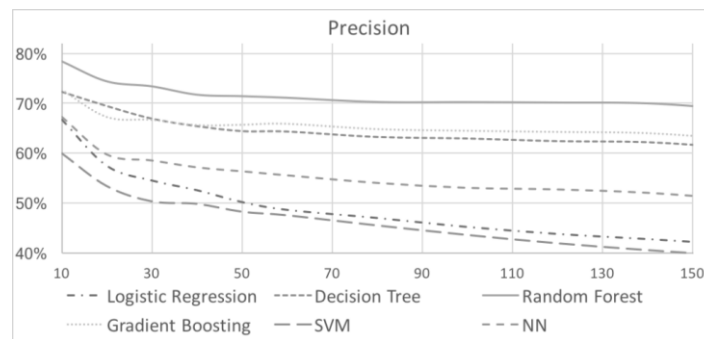


Fig 2: Average precision of the six-machine learning approaches on the first n topics.

The initial segment of the examination thought about the six algorithms' group, organizing in two 6×2 possibilities the estimations of accuracy and review. The chi-square test confirmed a profoundly striking contrast among the six methodologies for accuracy and review ($p < 0.0001$). At that point, we zoomed the examination on the three top entertainers: Random Forest, Decision Tree, and Gradient Boosting. Arbitrary Forest yielded the best bring about terms of exactness. For the initial 20 points, its accuracy was over 74.4%, essentially higher ($p < 0.0001$) than the



International Journal of Advanced Research in Electrical, Electronics and Instrumentation Engineering

(A High Impact Factor, Monthly, Peer Reviewed Journal)

Website: www.ijareeie.com

Vol. 7, Issue 12, December 2018

estimation of 69.4% got with Decision Tree and 67.2% with Gradient Boosting. Additionally, Random Forest scored best in thinking about the initial 100 subjects, with 70.2% versus 62.9% of Decision Tree and 64.4% of Gradient Boosting ($p < 0.0001$). Alternately, Gradient Boosting performed best regarding the review. For the initial 20 points, it scored 47.2%, altogether higher than the estimation of 44.7% for Irregular Forest ($p = 0.04$) and the estimation of 42.5% for Decision Tree ($p < 0.0001$). For the initial 100 themes, the Gradient Boosting review was 35.1%, again altogether higher ($p < 0.0001$) than 32% for Random Forest and 31.5% for Decision Tree.

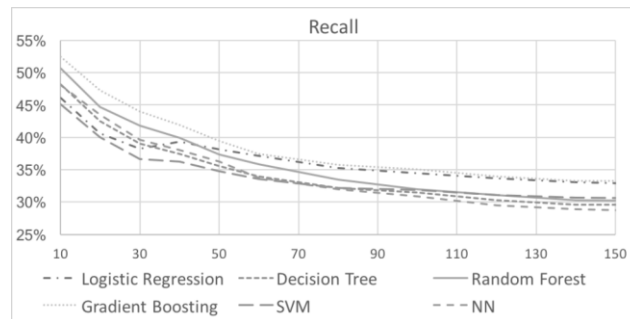


Fig 3: Average recall of the six-machine learning approaches on the first n topics

The six algorithms' F1 appropriations came about essentially distinctive when contrasted and Friedman's test for various connected conveyances ($p < 0.0001$). Zooming again on the three top entertainers, additionally based on the outcomes got for exactness furthermore, review, we completed three coordinated direct examinations: Irregular Forest versus Gradient Boosting, Random Forest versus Decision Tree, and Gradient Boosting versus Decision Tree. For the first correlation, we got $ICC = 1$ and $h_2 = 0.99$; the great understanding between the two algorithms was affirmed by Wilcoxon's test ($p = 0.11$, no marked contrasts). Choice Tree was rather essentially not the same as both Random Forest, what's more, Gradient Boosting ($p = 0.003$), with lower estimations of ICC and h_2 ($ICC = 0.9$ and 0.86 separately and $h_2 = 0.94$ and 0.92).

VII. CONCLUSION

This paper introduced the Technology-Topic Framework, a novel methodology that describes technologies regarding applicable research themes after some time and conjectures technology propagation across research territories. Execution of the framework was assessed on a lot of 1,118 technologies in the fields of Semantic Web and Artificial Intelligence, yielding an accuracy of 74.4% and a review of 47.7% for the initial 20 examination regions when utilizing Irregular Forest. These outcomes affirm that it is conceivable to utilize authentic propagation designs for estimating technology spreading. Regardless, TTF presents a few restrictions that we mean to address in future works. To begin with, it prepares every classifier successively, what's more. Hence it isn't entirely versatile. This issue could be understood by parallelizing the preparation stage or by embracing a multi-class/multilabel arrangement. In the following example, the current strategy for partner technologies to explore papers is syntactic. While this arrangement has been utilized by a few technologies determining systems, we imagine that a semantic characterization of exploration technologies might yield better outcomes.



ISSN (Print) : 2320 – 3765
ISSN (Online): 2278 – 8875

International Journal of Advanced Research in Electrical, Electronics and Instrumentation Engineering

(A High Impact Factor, Monthly, Peer Reviewed Journal)

Website: www.ijareeie.com

Vol. 7, Issue 12, December 2018

REFERENCES

- [1] Kitano, H.: Artificial intelligence to win the Nobel prize and beyond: Creating the engine for scientific discovery. AI magazine, 37(1), pp.39-50. (2016)
- [2] Vishal Dineshkumar Soni. (2018). Prediction of Geniunity of News using advanced Machine Learning and Natural Language processing Algorithms. International Journal of Innovative Research in Science Engineering and Technology, 7(5), 6349-6354. doi:10.15680/IJIRSET.2018.0705232
- [3] Ronzano, F., and Saggion, H.: October. Dr. inventor framework: Extracting structured information from scientific publications. In International Conference on Discovery Science (pp. 209-220). Springer (2015)
- [4] Ankit Narendrakumar Soni (2018). Data Center Monitoring using an Improved Faster Regional Convolutional Neural Network. International Journal of Advanced Research in Electrical, Electronics and Instrumentation Engineering, 7(4), 1849-1853. doi:10.15662/IJAREEIE.2018.0704058.
- [5] Kim, G.J., Park, S.S. and Jang, D.S.: Technology forecasting using topic-based patent analysis. (2015)
- [6] Vishal Dineshkumar Soni .(2018). Internet of Things based Energy Efficient Home Automation System. International Journal of Innovative Research in Science Engineering and Technology, 7(3), 2924-2929. doi:10.15680/IJIRSET.2018.0703148.
- [7] Nuzzolese, A.G., Gentile, A.L., Presutti, V. and Gangemi, A.: Semantic web conference ontology - A refactoring solution. In International Semantic Web Conference (pp. 84-87). Springer International Publishing. (2016)
- [8] Ankit Narendrakumar Soni (2018). Smart Devices Using Internet of Things for Health Monitoring. International Journal of Innovative Research in Science, Engineering and Technology, 7(5), 6355-6361. doi:10.15680/IJIRSET.2018.0705233.
- [9] Wolstencroft, K., Haines, R., Fellows, D., Williams, A., Withers, D., Owen, S., Soiland-Reyes, S., Dunlop, I., Nenadic, A., Fisher, P. and Bhagat, J.: TheTaverna workflow suite: designing and executing workflows of Web Services on the desktop, web or in the cloud. Nucleic acids research, p.gkt328. (2013)
- [10] Vishal Dineshkumar Soni. (2018). Internet of Things based Smart Parking System using ESP8266. International Journal of Advanced Research in Electrical Electronics and Instrumentation Engineering, 7(4), 1839-1843. DOI: 10.15662/IJAREEIE.2018.0704056
- [11] Ankit Narendrakumar Soni (2018). Feature Extraction Methods for Time Series Functions using Machine Learning. International Journal of Innovative Research in Science, Engineering and Technology, 7(8), 8661-8665. doi:10.15680/IJIRSET.2018.0708062.