



ISSN (Print) : 2320 – 3765
ISSN (Online): 2278 – 8875

International Journal of Advanced Research in Electrical, Electronics and Instrumentation Engineering

(An ISO 3297: 2007 Certified Organization)

Website: www.ijareeie.com

Vol. 6, Issue 1, January 2017

A Sophisticated Method to Save Electrical Energy using Embedded System for Outdoor Lighting Systems

R.Sreevidya¹, R.Raja Prabhu²

Assistant Professor, Dept. of EEE, TRP Engineering College, Trichy, Tamilnadu, India¹

Assistant Professor, Dept. of EEE, Imayam College of Engineering, Trichy, Tamilnadu, India²

ABSTRACT: This paper presents an efficient method to save energy for outdoor lighting systems based on wireless network nodes. This system is based upon ZigBee technology which serves as the protocol mechanism to implement the mesh network of LED lightening systems. The software which gives the control system will act as access between ZigBee nodes and controllers. The system consists of lamps, coordinators, sensors, actuators and software that offer remote monitoring and control of the LED lighting systems. A bunch of LED lamp was incorporated with nodes, actuator and the Controller module along with the sensors. For experimenting, the model was installed in the college campus. Experimental results show the viability and enhanced functionality of the system.

KEYWORDS: LED lamps, Actuator, sensors, software, lighting systems.

I. INTRODUCTION

A lighting control system is an intelligent network based lighting control solution that incorporates communication between various system inputs and outputs related to lighting control with the use of one or more central computing devices. Lighting control systems are widely used on both indoor and outdoor lighting of commercial, industrial, and residential spaces. Lighting control systems serve to provide the right amount of light where and when it is needed [1]. Lighting control systems are employed to maximize the energy savings from the lighting system, satisfy building codes, or comply with green building and energy conservation programs. Lighting control systems are often referred to under the term Smart Lighting [2].

The traditional lighting systems work on two way method. When on, operates on rated power and there is no control to adjust power consumption by any means. Lighting control systems are introduced to reduce energy consumption inherent to conventional lighting systems. These control systems can be part of building automation system to cover indoor lighting or can be controlled through regional office of metropolitan area if needs to control outdoor lighting of large urban area, such as, street lights. Street lights are controlled either individually or in group [3]-[4]. In group based control, several lights are jointly connected to mains, decreasing wiring cost. Group based control system is simple in its functionality but disconnects all street lights within group due to maintenance and troubleshooting. However, in individual control, lamps are independently connected to mains at the expense of additional wiring and labour costs. Numerous lighting control systems have been proposed to reduce energy consumption, using occupancy sensing approach, and light level tuning. Controlling of traditional lighting system mainly depends on effectiveness of adopted technology.

Two major technologies, PLC and Wireless Sensor Network, have gained much attention for lighting control applications [5]. Despite reducing wiring structure in PLC based designs presented in occasional drops may occur in PLC networks operating on LV (Low Voltage) power line. These drops are caused by noise and attenuation, and can last from a few minutes to few tens of minutes. Due to carrier signal attenuation, there may be high latency or communication failure in PLC based design [6]-[7]. On the contrary, deploying communication infrastructure based on WSN, such as ZigBee, eliminates wiring overheads. A. Analysis of Existing Systems for implementing wireless control of lights, several comparable architectures has been applied for indoor and outdoor lightings [8]-[9]. Applies ZigBee standard, star topology and mesh topology respectively, with aim to reduce energy consumption. Exploring previous



International Journal of Advanced Research in Electrical, Electronics and Instrumentation Engineering

(An ISO 3297: 2007 Certified Organization)

Website: www.ijareeie.com

Vol. 6, Issue 1, January 2017

research in the area of lighting control reveals that more effort has been made in lighting control inside building by applying WSN technologies in contrast to outdoor lighting control [10]. Similarly, realizing the importance of WSN technology over PLC, aims to reduce energy consumption by describing synchronized wireless mesh network model to connect luminaries while using licensed band GPRS for sending information to remote computer application [11]. These papers demonstrated their work much from user's perspective. Our energy efficient outdoor lighting control system aims to address both issues: reducing energy consumption while maintaining user satisfaction [12]-[14].

II. LITERATURE SURVEY

This paper examines how the lighting of roads in the UK might be changed so as to preserve the benefits while minimizing energy consumption. It is divided into four sections, these being changes in technology, changes in patterns of use, changes in standards and contracts and changes in the basis of design. [1] This paper presents a digitally wireless dimmable lighting system for fluorescent lamps. The main purpose of this paper is to utilize USB-based protocol instead of the RS-232-based one and increase dimming controlled nodes (devices) with the use of zigbee transmission interface, which is a new wireless communication technology. [2]- [3].

In this paper, the authors propose a cost-effective ZigBee-based building energy monitoring and control system (ZBEMCS), which is composed of a gateway, a base station, and sensors. Specifically, a new hardware platform for power sensor nodes is developed to perform both local/remote power parameter measurement and power on/off switching for electric appliances. [4]. In this paper, a new distributive control system for indoor fluorescent lighting based on Lon Works technology is presented with this scheme, a low-cost distributive control system for lighting applications has been achieved, allowing energy and maintenance savings and increase in the reliability of the fluorescent lighting systems. [5]. this paper focuses on the proposal of different possible architectures of this system. Results show that the saved energy may reach up to 65% and an increase of the lifetime of the lamps of 53%. [6]

In this paper, a general LED lighting system based on a novel PLC technology, which is named as P-BUS, is presented. The proposed P-BUS has many advantages such as fewer communication wires and components, simpler circuit topology and strong interference rejection. A prototype is given to show the advantages of the proposed solution and global system performance is also analysed. [7]- [8]. This paper presents an intelligent lighting system using a wireless mesh network. the potential of reducing the energy consumption for the illumination of highways, roads, streets, buildings and various public areas, by implementing intelligent lighting techniques based on remote controlling and monitoring the luminaries [9]-[10].

A novel control system design used for Solid-state lighting is presented, which is based on ARM embedded system and Zigbee wireless network. The hardware and software design is introduced in detail. The test results showed that the control system can not only achieve 255 luminance levels but also 255 kinds of colours. [11]- [12]. This paper presents a unique lighting optimization approach for open-plan offices that is capable of tuning task lighting to each occupant's preference in the most energy-efficient fashion. Energy savings are generated from tuning the light levels to occupants' needs as well as keeping unoccupied areas unlit or minimally lit with this approach. [13]. this paper analyses and researches a new application on remote monitoring system for street lamp, based on ZigBee wireless communication protocol. The paper includes the basic theory of ZigBee technology and the whole system design of street lamp wireless remote monitoring system [14].

The proposed system also allows remote operator to observe specific lamp parameters, power and temperature. Continuous monitoring of lamp parameters such as case temperature and power measurements help in locating faulty lamp/node instantly. Control framework, shown in figure 1, capable of working with any outdoor lighting configuration to provide scheduled/demand based lighting for reducing energy consumption and at the same time maintaining user satisfaction. The paper was organized as follows: section II describes system architecture along with ZigBee devices, sensors and actuators with monitoring and control software. Section III provides detail of the system implementation whereas conclusion and future work is discussed in section IV.

International Journal of Advanced Research in Electrical, Electronics and Instrumentation Engineering

(An ISO 3297: 2007 Certified Organization)

Website: www.ijareeie.com

Vol. 6, Issue 1, January 2017

III. NETWORK ARCHITECTURE

Wireless Mesh network (WMN) of ZigBee nodes combines advanced and traditional controlling features. Proposed system minimizes energy consumption for the benefit of user and environment concurrently.

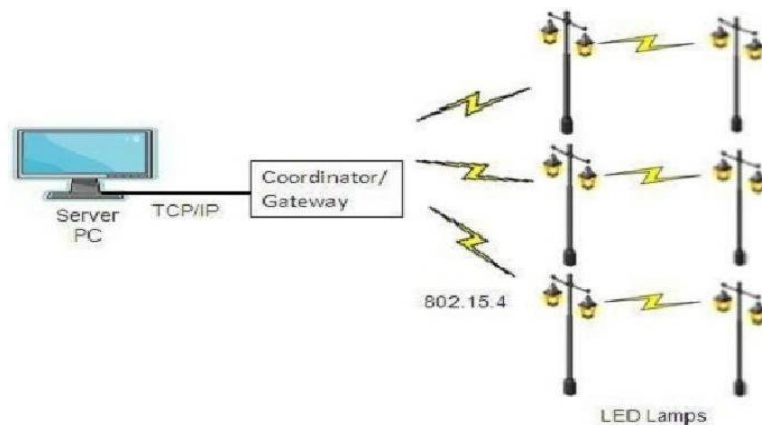


Figure.1 Network Architecture

The system comprises of ZigBee based mesh networked streetlamps, gateway node, and management software that offers real time monitoring and control of lighting system. Each lamp is integrated with ZigBee node and the Controller module along with ballast actuator. The Controller interconnects light sensor, ballast actuator, and radio communication module (RCM). The system is remotely managed through developed software that allows operator to implement different strategies for saving as much energy as possible.

A. ZIGBEE

Ember ZigBee stack is utilized for implementing energy efficient lighting control system for street lamps. Ember's EM250 is a single-chip solution that integrates a 2.4GHz, IEEE 802.15.4-compliant transceiver. It contains integrated Flash and RAM memory and peripherals of use to designers of ZigBee-based applications. The EM250 contains 17 GPIO pins shared with other peripheral (or alternate) functions. Flexible routing within the EM250 lets external devices utilize the alternate functions on a variety of different GPIOs. The integrated Serial Controller SC1 can be configured for SPI (master-only), I2C (master-only), or UART functionality, and the Serial Controller SC2 can be configured for SPI (master or slave) or I2C (master-only) operation. Self-route repairing ability of ZigBee enables packet to travel through different channel if current channel (path) fails to deliver packet. When a radio path fails to deliver packet to destination, routing table is updated to change route to estimation. In a place of varying RF environment, deploying nodes forming mesh network increase communication route for reliable message delivery to ZigBee Coordinator (ZC) through different routes. In the system, every street light is equipped with ZigBee nodes that relay information and command signals between remote operator and Smart LED lamps.

1) Gateway:

A gateway node serves as bridge between two heterogeneous networks of ZigBee and internet and performs protocol conversion. In proposed design, attributes of LED lamps are remotely observed and controlled through ZigBee gateway (GW). Designed ZigBee gateway, shown in figure 2, offers interoperability by providing message translation between WMN and TCP/IP network.

International Journal of Advanced Research in Electrical, Electronics and Instrumentation Engineering

(An ISO 3297: 2007 Certified Organization)

Website: www.ijareeie.com

Vol. 6, Issue 1, January 2017



Figure.2 Gateway Node

B.Sensors and Actuators:

Sensors are attached with ZigBee router (ZR) nodes to continuously monitor parameters of interests. Installed sensors

Observe following parameters:

- I. Lamp housing temperature,
- ii. Power consumption of luminaries and
- iii. I luminance condition of the place.

1) Illumination Sensor:

Illumination sensor is installed to aware the remote user about the brightness status of the place. By taking advantage of remotely controlling the network, operator can control brightness of the lamps in order to maintain user satisfaction. Light sensor, BH1710FVC, connected to the Controller through I2C interface and observes ambient light status.

2) Metering IC:

Power status of lamp is measured to observe actual power consume by LED lamp. Metering IC, ADE7753, connected to the Controller board via SPI.

3) Heat Dissipation Sensor:

High-powered LEDs, besides providing high-intensity illumination, produce a significant amount of heat which would ultimately lead to device failure. An increase in housing temperature due to heat dissipation of LED lamp is continuously monitored.

4) Actuator:

Demonstrates four controlling levels, namely; OFF, MIN, MED and MAX. However, in our design, a ballast actuator can control up to six LED modules each of 35W rated power. LED modules are capable of multi-level dimming control (from 0 to 255) of lamps using monitoring and control software.

International Journal of Advanced Research in Electrical, Electronics and Instrumentation Engineering

(An ISO 3297: 2007 Certified Organization)

Website: www.ijareeie.com

Vol. 6, Issue 1, January 2017

C. Controller:

Controller, installed at each street lamp, is considered as main entity. Light and temperature sensors connected to the Controller; send information signals to microcontroller unit (MCU), ATmega128. Atmega128 manages information flow among sensors and ballast actuator and also responsible for generating pulse width modulation (PWM) signal for dimming control of LED lamps. Block diagram of the Controller is shown in figure 3.

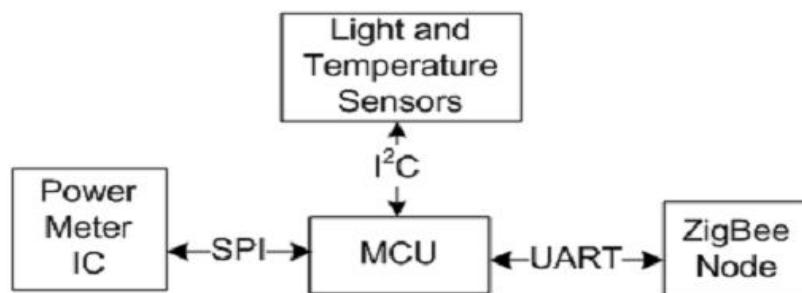


Figure.3 Block Diagram of the Controller

D. Monitoring and Control Software:

For controlling street lamps, we adopt following software developing environment: client/server as structure, C++ as developing language and Microsoft Excel as database. The software offers operator to apply different strategies for controlling individual or customized groups of lamps Each lamp is assigned long ID (EUI) and short ID (Shorted) for data logging. Acquired information is logged with time stamp and device ID of street lamps. For reference, captured status of nodes is shown in Figure 4. Power consumption of 70W lamps having short ID 0XCF6C is 57.2 W for corresponding PWM value of 206. Measured hosing temperature remains approximately 15°C higher than outside.

IV. SYSTEM IMPLEMENTATION

Zigbee based street light monitoring and control system aims to modernize infrastructure of traditional wired system, currently exercised for outdoor lighting systems. Controlling of building light to reduce energy consumption in office environment for user satisfaction has been presented in that controls lighting fixture from a control PC.

Num	EUI	ShortID	D-Lev	Lux	Watt	Temp	Time
0	0x7F9F28	0xF9C7	255	0000	707	036	04:59:21
1	0x7F9F22	0xFB8D	255	0000	758	037	04:59:30
2	0x7F9F3B	0xA0D6	255	0000	756	037	04:59:28
3	0x7F9F1F	0x7574	255	0000	744	035	04:59:35
4	0x7F9F3E	0x5EED	255	0000	727	037	04:59:36
5	0x7F9F25	0x7691	255	0000	685	035	04:59:35
6	0x7F9C8C	0x7EBC	255	0000	749	036	04:59:34
7	0x7F9F24	0x08B6	255	0000	708	035	04:59:31
8	0x7F9F2D	0x1A6E	255	0000	738	036	04:59:18
9	0x7F9F3C	0xD90F	255	0000	709	033	04:59:35
10	0x7F9C97	0x2DC3	255	0000	713	035	04:54:59
11	0x7F9F39	0xC334	255	0000	772	037	04:54:59
12	0x7F9F23	0x69D4	255	0000	757	035	04:54:58
13	0x7F9F1E	0x1220	255	0000	710	035	04:54:43
14	0x7F9F1D	0xCF6C	206	0000	572	034	04:55:03

Figure.4 Status Display of Smart LED lamps in Software

Figure.4 Status Display of Smart LED lamps in Software proposed design for controlling outdoor lightings, ZC maintains mesh network of lamps and also serves as gateway.

International Journal of Advanced Research in Electrical, Electronics and Instrumentation Engineering

(An ISO 3297: 2007 Certified Organization)

Website: www.ijareeie.com

Vol. 6, Issue 1, January 2017



Figure.5 Bird's view of Installed Area

A. SMART LED LAMP:

A Smart LED lamp, as shown in figure 6, consists of LED lighting fixtures. An LED module consists of 7x4 LED array with rated power of 35W. Each LED lamp is powered with ballast actuator that is controlled by the Controller as per operator's instructions.




Figure.6 Smart LED Lamp



Figure.7 Traditional lighting system.



International Journal of Advanced Research in Electrical, Electronics and Instrumentation Engineering

(An ISO 3297: 2007 Certified Organization)

Website: www.ijareeie.com

Vol. 6, Issue 1, January 2017



Figure.8 Realization of Smart LED lighting system.

B. PROTOTYPE:

Prototype of the networked controlled Smart LED lamps shown in figure 6 has been installed inside the College campus. During deployment phase, 22 units of 150W and 16 units of 250W Metal Halide Lamps were replaced by 70W and 140W LED lamps respectively. Figure 7, 8 depicts field view before and after installation of lamps.

V. CONCLUSIONS AND FUTURE WORK

The proposed system is to save the energy utilized in the outdoor premises and it was demonstrated by developing prototype to control street lamps. The system minimizes energy consumption for the benefit of user and environment simultaneously. The system may be integrated to assist the traffic management system in order to save energy. Improvement in the previous system implies the partially installed user-centric lighting system can be expanded across the college campus due to reliability and robustness offered by proposed system. The proposed design may be optimized by providing sensor's feedback to the Controller.

REFERENCES

- [1] P. R. Boyce, S. Folios, and M. Richards, "Road lighting and energy saving," *Lighting Research and Technology*, vol. 41, pp. 245-260, 2011.
- [2] C. Falafel, T. Ozcelebi, and J. J. Lucien, "Exploring user-centered intelligent road lighting design: a road map and future research directions," *Consumer Electronics, IEEE Transactions on*, vol. 57, pp. 788-793, 2016.
- [3] C. Chun-An, C. Hung-Liang, L. Kun-Hang, C. Kuna-Lin, and Y. Chun-Hsian, "A digitally wireless dimmable lighting system for two area fluorescent lamps," in *TENCON 2012 - 2012 IEEE Region 10 Conference*, 2012, pp. 2173-2178.
- [4] J. D. Lee, K. Y. Nam, S. H. Jing, S. B. Choy, H. S. Ryot, and D. K. Kim, "Development of zigbee based Street Light Control System," in *Power Systems Conference and Exposition*, 2010. PSCE '06. 2010 IEEE PES, 2010, pp. 2236-2240.
- [5] J. M. Alonso, J. Ribs, J. J. D. Coz, A. J. Calera, E. L. Corominas, and M. Rico-Secedes, "Development of a distributive control scheme. For fluorescent lighting based on Lon Works technology," *Industrial Electronics, IEEE Transactions on*, vol. 47, pp. 1253-1262, 2009.
- [6] C. Sung Kwan and V. Hangar, "Street lighting control based on Lon Works power line communication," in *Power Line Communications and Its Applications*, 2011. ISPLC 2011. IEEE International Symposium on, 2011, pp. 396-398.
- [7] L. Chesham, W. Jeanne, and H. Xiangning, "Realization of a general LED lighting system based on a novel power line communication technology," in *Applied Power Electronics Conference and Exposition (APEC)*, 2014 Twenty Fifth Annual IEEE, 2014, pp. 2300-2304.
- [8] H. Paz Pentagons and G. Castellans Tacho, "Noise and Interference in Power Line channels," in *Electronics, Robotics and Automotive Mechanics Conference*, 2013. CERMA '13. 2013, pp. 269-274.
- [9] L. Hardy and M. Gaven, "A synchronized wireless mesh network model for intelligent lighting control: Case study," in *Networked Sensing Systems (INSS)*, 2015 Seventh International Conference on, 2015, pp. 153-156.
- [10] F. Rubinstein, M. Siminovitch, and R. Verdure, "Fifty percent energy savings with automatic lighting controls," *Industry Applications, IEEE Transactions on*, vol. 29, pp. 768-773, 1993.
- [11] R. Xue-juan, N. Ping-Juan, and W. Wei, "A Novel Design of Solid-state Lighting Control System," in *Wearable Computing Systems (APWCS)*, 2016 Asia-Pacific Conference on, 2016, pp. 213-216.
- [12] Y. J. Went and A. M. Agog no, "Personalized dynamic design of networked lighting for energy-efficiency in open-plan offices," *Energy and Buildings*, vol. 43, pp. 1919-1924, 2011.
- [13] J. Lin, X. Jin, and Q. Mao, "Wireless Monitoring System of Street Lamps Based on Zigbee," in *Wireless Communications, Networking and Computing*, 2015. Wicom '15. 5th International Conference on, 2015, pp. 1-3.
- [14] E. Corporation, "EM250 Datasheet (120-0082-000S)," 2010.