



Video Compression with Wavelet Transform Using WBM Method and SPIHT Algorithm

S.Swarna Latha¹, P.V.Lakshman Kumar²,

Associate Professor, Dept. of ECE, SVU College of Engineering, Tirupathi, Andrapradesh, India¹

M.Tech Student [CS], Dept. of ECE, SVU College of Engineering , Tirupathi, Andrapradesh, India²

ABSTRACT: Now a day video processing became very popular on the contrary video content require very large storage area. To the benefit of reduce storage area we need to remove redundant data. In this practice we need to estimate the motion vectors to preserve quality. Motion vector estimation is the heart of the video processing. Conversely the mechanism of motion vector estimation normally suffers from the problems such as ambiguities of motion trajectory and illumination variances. In this paper we presents a new approach using Wavelet domain Block Matching (WBM) method and Set Partitioning In Hierarchical Trees (SPIHT) algorithm for video compression. And measured performance using parameters like mean squared error (MSE), peak signal to noise ratio (PSNR), compression ratio and structural similarity index (SSIM).

KEYWORDS: WBM, SPIHT, motion estimation, SSIM.

I.INTRODUCTION

In recent years, hardware technologies and standard activities have matured to the point that it is becoming to feasible to transmit, storage, process and view video signals that are stored in digital formats, and to share video signals between different platforms and application areas. This is a natural evolution, since temporal change, which is associated with motion of some type, is often the most important property of visual signal.

Video compression plays a vital role in modern multimedia applications. In video there is a considerable amount of redundancy and compression can be achieved by using such redundant data. The redundancy of video data can be reduced by removing the correlation among the elements. Still image compression based on removing the spatial or *intra frame* correlation. On the other hand, videos and movies are made up of a temporal sequence of frames and are projected at a proper rate (24 fps for movie and 30 fps for TV) to create the illusion of motion. This means that there exists a high correlation between adjacent temporal frames so that when projected at a proper rate, smooth motion is seen. Correlation between adjacent temporal frames is called *inter frame* correlation. In inter frame compression we remove the redundant data present in the adjacent frames where as in intra frame compression remove redundant data present within the frame. When we apply wavelet transform, it decomposes a video frame into a set of sub frames with different resolutions corresponding to different frequency bands. These multi resolution frames will provide a representation of the global motion structure of the video signal at different scale levels. The motion activities for a particular sub frame at different resolutions are different but have high correlation since they actually specify the same motion structure at different scale levels.

In this we use new method for partitioning the wavelet coefficients into spatial-temporal (s-t) blocks to get higher error flexibility and to support error suppression. Instead of grouping nearby coefficients, we group coefficients in some fixed intervals in the lowest sub band to get interleaved trees. All of the sub-blocks correspond to a group of full frames within the image sequence, because each group of interleaved trees has coefficients dispersed over the entire frame group. Then we separate the stream into fixed length packets and encode every one with a channel code. Experiments show that this proposed method brings higher error flexibility in noisy channels since the decoded coefficients associated with early decoding error would be spread out to the whole area along with the sequence, and we can recover the lost coefficients with the surrounding coefficients even if some of sub streams are totally missing. Basic video compression modal for motion vector estimation shown in figure.1

International Journal of Advanced Research in Electrical, Electronics and Instrumentation Engineering

(An ISO 3297: 2007 Certified Organization)

Vol. 4, Issue 2, February 2015

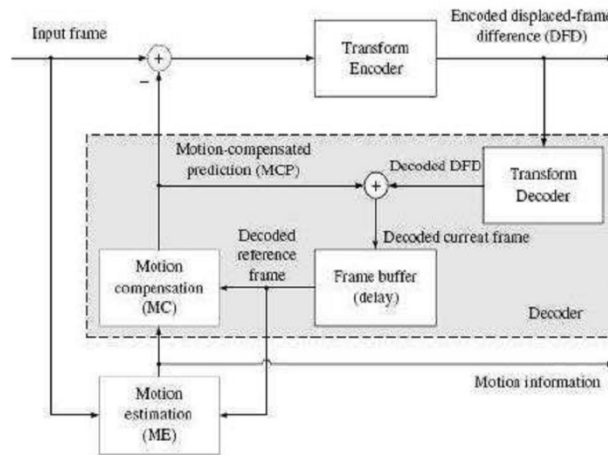


Figure.1 Typical video coder

In this paper we implements a new approach using wavelet based block matching method and then predicted error will be encoded using spih algorithm. In this way we get moderate compression ratio with acceptable visual quality

II. WAVELET BASED VIDEO CODER

Video encoder block diagram (figure.2) functions, when we give input as a video it checks for every frame whether it is key frame or delta frame. Then encoder decide to compress frame as per their type. We need to keep reference frames same both at encoder and decoder

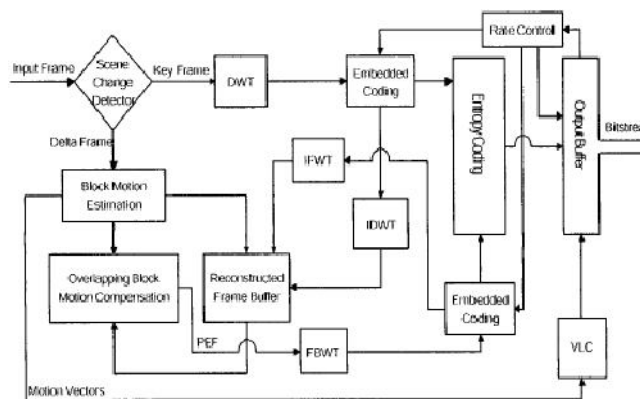


Figure.2 Video compression encoder

At the decoder reverse process occurred decoding the input stream then combine that error with reference frame then construct the original frame from that reference frame.

III. PROPOSED METHOD

i) Wavelet domain Block Matching Method

Block matching is a spatial domain process. In block matching technique, a block of pixels in the current frame is matched to a same size block of pixels in the reference frame using a suitable matching criterion. Because the matching process is computationally intensive and the motion is not expected to be significant between adjacent frames, the

International Journal of Advanced Research in Electrical, Electronics and Instrumentation Engineering

(An ISO 3297: 2007 Certified Organization)

Vol. 4, Issue 2, February 2015

matching process is limited to a *search window* of a much smaller size than the image frame. There are several matching criteria in those appropriate one will be choose.

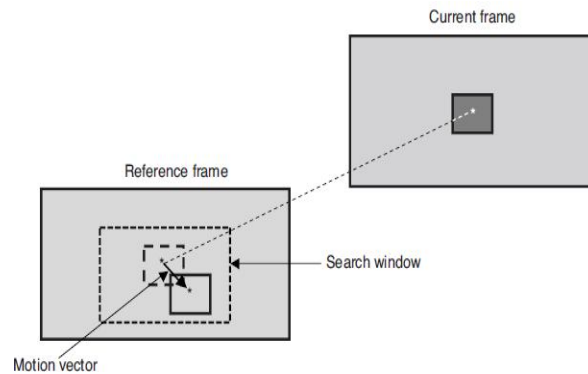


Figure.3 Block matching

In this paper we perform wavelet transform on given input frame then we perform block matching method on these wavelet coefficients

ii) Set Partitioning In Hierarchical Trees (SPIHT)

This algorithm sorting the given wavelet coefficients according to their magnitudes and grouping those coefficients based on magnitudes. It divides the coefficients into three groups those are significant pixels, insignificant pixels and insignificant sets. It runs a loop until all the coefficients transmitted. It gives priority to significant pixels in every loop to transmit. It transmits group of bits into stream so rate control is also possible. Insignificant loss will occur. We can recover those coefficients which are loosed in the process by using neighbouring coefficients at the decoder simply.

iii) Steps of algorithm

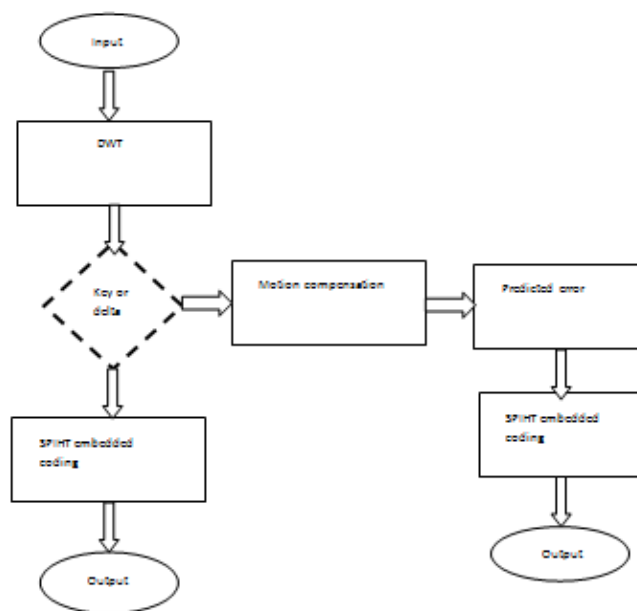


Figure.4 flow chart



International Journal of Advanced Research in Electrical, Electronics and Instrumentation Engineering

(An ISO 3297: 2007 Certified Organization)

Vol. 4, Issue 2, February 2015

First we give video as a input it divides into number of frames. Then we apply dwt transform on each frame and found wether it is key(independent) or delta(dependent) frame. If it is key frame we apply spiht directly and transmit otherwise we process motion estimation between key and delta frames and predicted error will be calculated. Then we implement spiht on this error and transmit.

iv) Coding And Decoding

If the current frame is key frame then we apply the SPIHT coding algorithm to code the decomposed key frame and convert it in to the bit stream and send to the decoder. We also keep this key frame in the buffer to calculate the prediction error frame for next frame. If the current frame is the delta frame then we first calculate the motion vector using the delta frame and the key frame stored in the buffer. We transmit these motion vectors to the decoder and also explicit these motion vectors to compensate the key frame according to the current delta frame. We then calculated the difference between the delta frame and the motion compensated key frame to generate the prediction error frame (PEF). We code this PEF in the same manner as that of key frame. It is to be noted that we assign 1/3 rd amount of bits to PEF as compared to the key frame as it contain very less information.

In decoding part we use inverse steps as that of a coding. At the receiver end we first receive the bit stream of the key frame. We reconstruct this key frame using the inverse SPIHT and then applying inverse DWT. Then we receive the motion vectors, we use these motion vectors to adjust the first frame. At last we receive the bit stream of PEF, we add this decoded PEF in the motion adjusted first frame to generate the second frame. We keep on doing the same procedure till next key frame comes. And till last frame of the video

IV. EXPERIMENTAL RESULTS

In simulation we have consider standard video. The videos we consider has few scene change, so we consider every fifth frame as a key frame for the coding. To check the compression performance we use the compression ratio and structural similarity index

$$cr = \frac{(N \times N) \times F \times R}{[(N \times N) \times KF \times R1] + [(N \times N) \times DF \times R2]}$$

Here *cr*-compression ratio

N- frame size

F- Number of frames

R-Number of bits per pixel in original video

KF-Number of key frames

DF-Number of delta frames

R1-Number of bits per pixel in key frame

R2-Number of bits per pixel in delta frame

It is to be noted that in our simulation we use $R2 = 0.3 R1$.

The Structural Similarity (SSIM) index is a method of measuring the similarity between two images. The SSIM index can be viewed as a quality measure of one of the images being compared provided the other image is regarded as of perfect quality

video	Avg. MSE		Avg. PSNR (dB)		<i>cr</i>		Avg. <i>ssim</i>	
	old	new	old	new	Old	new	old	New
Vipmen.avi	1.22	1.08	49.52	56.51	10.23	15.34	0.9172	0.9675
Viptrain.avi	1.67	1.59	49.28	54.55	9.67	13.78	0.8915	0.9554

Table.1 Comparison at key frame bits per pixel (BPP) =3, delta frame BPP=1

International Journal of Advanced Research in Electrical, Electronics and Instrumentation Engineering

(An ISO 3297: 2007 Certified Organization)

Vol. 4, Issue 2, February 2015

From the Table.1 old means existing method and new means our proposed method. In table we take parameters like Avg.MSE, Avg.PSNR, Avg.ssim because we measured these parameters for every frame of the video and then measured their average



Figure.5 a) original key frame, b) compressed key frame, c)original delta frame, d)& e) are compressed delta frames using previous and proposed methods respectively of video vipmen.avi.



Figure.5 a) original key frame, b) compressed key frame, c) original delta frame d) & e) are compressed delta frames using previous and proposed methods respectively of video viptrain.avi

V. CONCLUSIONS

From the table it is clearly understood our proposed method shows good results mean in the values of compression ratio and peak signal to noise ratio. In this paper we calculate values maintaining key frame rate and delta frame rate in the ratio 3:1. When compression ratio increases visual quality will be decreased. So we will choose between visual



International Journal of Advanced Research in Electrical, Electronics and Instrumentation Engineering

(An ISO 3297: 2007 Certified Organization)

Vol. 4, Issue 2, February 2015

quality and compression ratio. After reaching certain limit of compression ratio it will degrade the video. The reconstructed video is similar to the original video but slightly blurred

VI. FUTURE SCOPE

We can improve results using different searching methods in the motion estimation and different combinations of bitrates of key frame and delta frame.

REFERENCES

- [1] Chhabikiran Sao and Amit Kolhe “ Video Compression with Wavelet Transform Using SPIHT Algorithm in MATLAB Simulink” Research J. Engineering and Tech. 2(3): July-Sept. 2011
- [2] Mayank Nema, Lalita Gupta, N.R. Trivedi “ Video Compression using SPIHT and SWT Wavelet” International Journal of Electronics and Communication Engineering. ISSN 0974-2166 Volume 5, Number 1 (2012), pp.1-8
- [3] Hosam Khalil, *Student Member, IEEE*, Amir F. Atiya, *Senior Member, IEEE*, and Samir Shaheen, *Member, IEEE* “Three-Dimensional Video Compression Using Subband/Wavelet Transform with Lower Buffering Requirements” *IEEE transactions on image processing*, Vol. 8, no. 6, June 1999
- [4] Othman O. Khalifa, Sering Habib Harding and Aisha-Hassan A. Hashim, Compression using Wavelet Transform, *Signal Processing: An International Journal*, Volume(2):Issue (5) pp17- 26
- [5] Sungdae Choa and William A. Pearlman Embedded Video Compression with Error Resilience and Error Concealment, National Science Foundation under Grant No. EEC-9812706 EEC-9812706, and IBM T. J. Watson Research Center under an IBM Faculty Award.2006. Fast Color-Embedded Video Coding with SPIHT
- [6] Beong-Jo Kim and William A. Pearlman Fast Color-Embedded Video Coding with SPIHT, 1998
- [7] A. Murat Tekalp, *Digital Video Processing*, 1st edition, Pearson Prentice Hall, 2010
- [8] K.S.Thyagarajan, *Still Image And Video Compression*, A John Wiley & Sons, 2011
- [9] AL Bovik *Image And Video Processing*, Academic Press, 2000
- [10] Y. Wang, J. Ostermann, and Y.Q. Zhang, *Video Processing And Communications*, Prentice Hall, 2002
- [11] Yun Q. Shi, Hui Fang Sun, *Image And Video Compression for Multimedia Engineering*, 2nd edition, CRC Press, 2008
- [12] William A. Pearlman ‘The Set Partitioning In Hierarchical Trees algorithm’ Presented to JPEG2000 Working Group1 November 1997
- [13] Aroh Baratajya, “Block Matching Algorithms for Motion Estimation” DIP6620 Spring, 2004
- [14] Jigar Ratnottar, Rutika Joshi, Manish Shrivastav” Comparative Study of Motion Estimation & Motion Compensation for Video Compression” IJETTCSS ISSN 2278-6856 Volume 1, Issue 1, May-June 2012

BIOGRAPHY



S. Swarna Latha received her graduation degree from JNTUCEA in the year 2000. She received her post graduation degree from JNTU in the year 2004. She is pursuing her Ph.D from S.V.U.C.E. tirupati in the image processing domain. She worked as lecturer at J.N.T.U.C.E.A, anantapur for 4 years and worked as assistant and Associate professor in the department of E.C.E., at M.I.T.S, madanapalle, and worked as Associate professor at C.M.R.I.T, Hyderabad and presently she is the Associate Professor at S.V.U.C.E, Tirupathi.



P. V. Lakshman Kumar received graduation degree from SKUCET in the year 2012 and pursuing post graduation from S.V.U.C.E tirupati in the communication systems